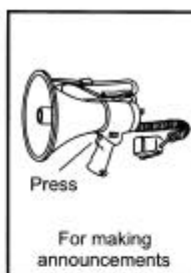
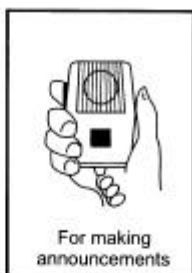
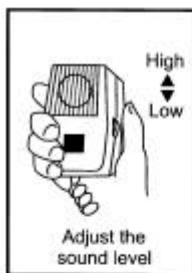
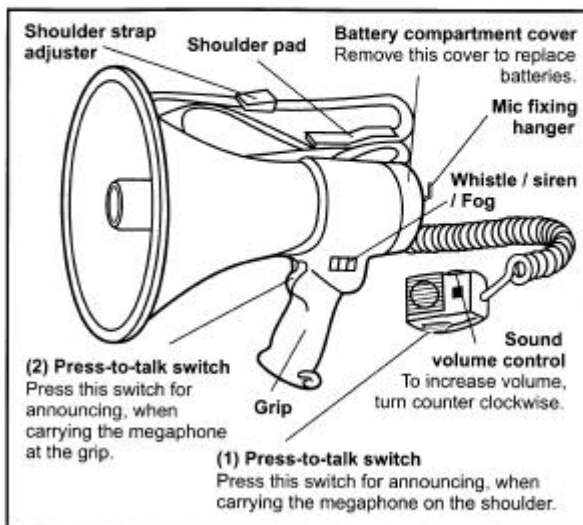


Megaphone for handheld or shoulder-slung use (strap supplied).

Detachable anti-howl microphone on coiled lead with on-off switch and volume control. Metal and ABS construction.

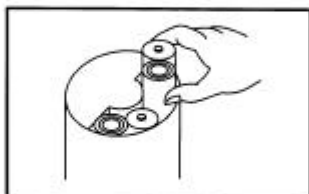
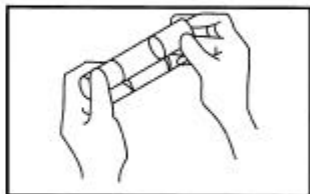
Operating instructions

1. When carrying the microphone on the shoulder, press the (1) press-to-talk power on-off switch, on the left side of the microphone.
2. when holding the megaphone at the grip, fix the microphone hanger inlet in the microphone fixing hanger, then press the (2) press-to-talk power on-off switch back with your index finger.
3. Position the speaker opening mouth towards the object, and speak through the microphone mouthpiece. Bring the microphone mouthpiece close to your lips and speak normally.
4. Turn the sound volume control, on the right hand side of the microphone and adjust the sound level to optimum without causing howling.



TO replace batteries

1. Loosen the locking screw of the battery compartment cover on the back of the body. The battery compartment cover comes off.
2. Insert 8 × type C (UM-2) batteries in the battery case observing correct polarity.
3. Insert the battery case with batteries into the battery compartment of the megaphone observing correct polarity.



Notes

1. Make sure the batteries are inserted correctly, observing correct polarity.
2. Remove the batteries when the megaphone is not in use for a long period of time.
3. Drained batteries do not give sufficient sound volume. Replace the batteries at regular intervals.

Technical specifications

Range.....	0.5-0.7km depending on operating conditions
Power.....	8 × C type batteries (not supplied)
Weight.....	1.65kg approx. excluding batteries
Dims.....	230mm (dia.) × 340mm