
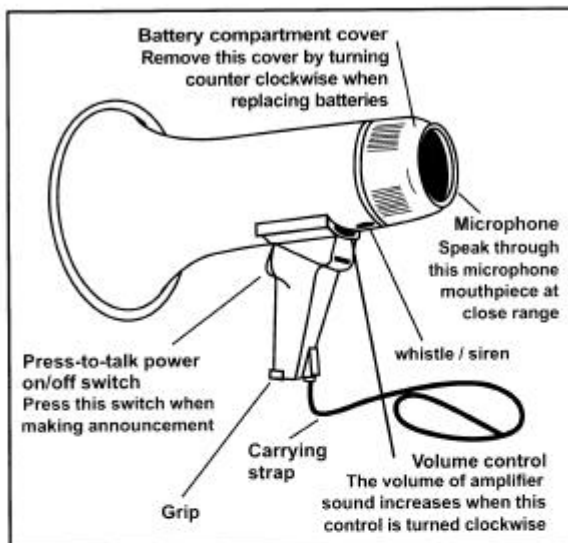


Operating instructions

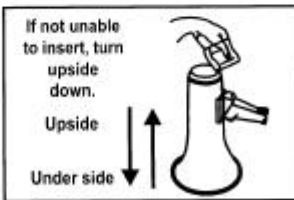
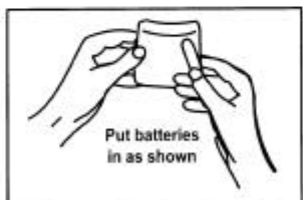
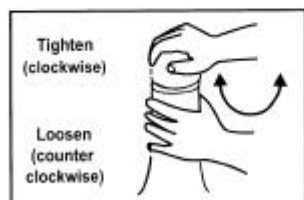
When making announcement:

- 1 Hold the megaphone at the grip, and press the power on/off switch back with your index finger.
- 2 Position the speaker opening mouth towards the object, and speak through the microphone mouthpiece. Bring the microphone mouthpiece close to your lips and speak with clear voice.
- 3 Turn the sound volume control equipped on the back of the grip, and adjust the sound level to Optimum without causing howl.



Battery loading

- 1 Loosen the screwed mouth equipped on the back of the body by turning it fully counter clockwise.
- 2 Remove the battery case and put in eight type AA (UM3) batteries, observing correct polarity.
- 3 After putting the batteries in, insert the battery case into the battery compartment of the megaphone with correct polarity.
- 4 Then tighten the mouth fully.



Cautions

- 1 Be sure to put the batteries with correct polarity.
- 2 When the megaphone is not in use for a long period, remove the batteries.
- 3 Drained batteries do not give sufficient sound volume. Replace the batteries at regular intervals.

Technical specifications

Power source.....	Type AA (UM-3) × 8 (DC 12V)
Battery consumption.....	15 hours (intermittent use)
Distance range.....	0.6km (quiet suburban area)
	0.3km (city area)
Dimensions Mouth diameter.....	190mm
Length.....	320mm
Weight (without batteries).....	0.9kg